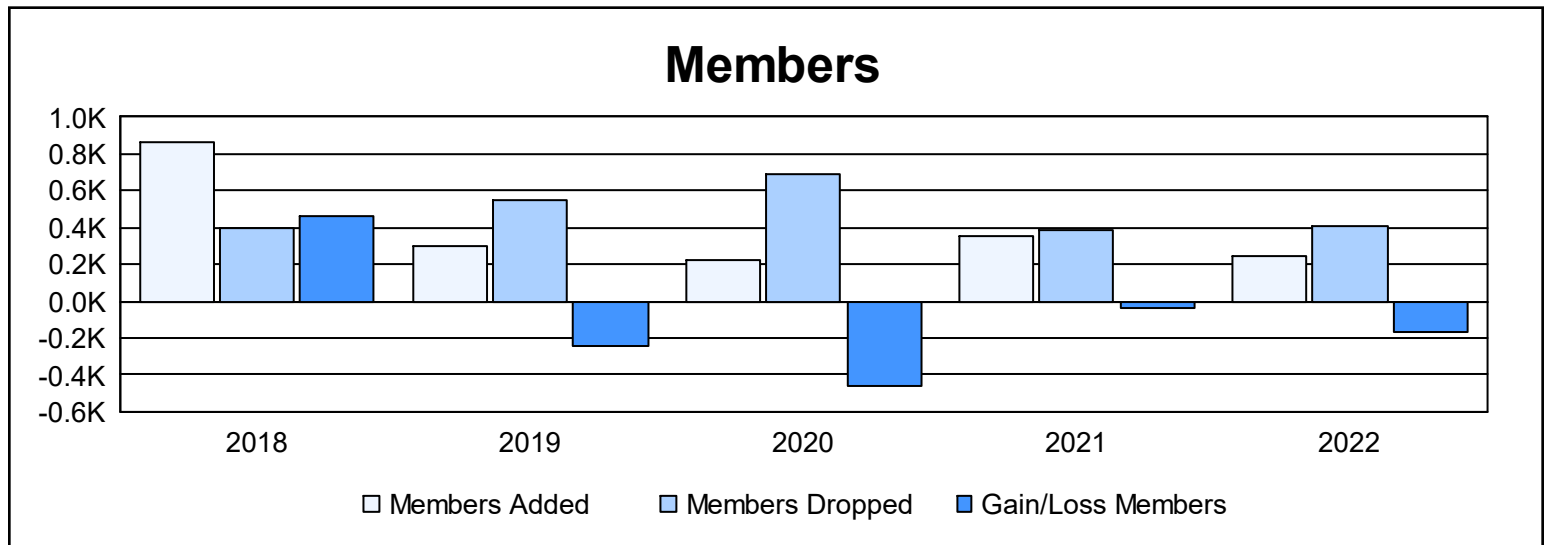
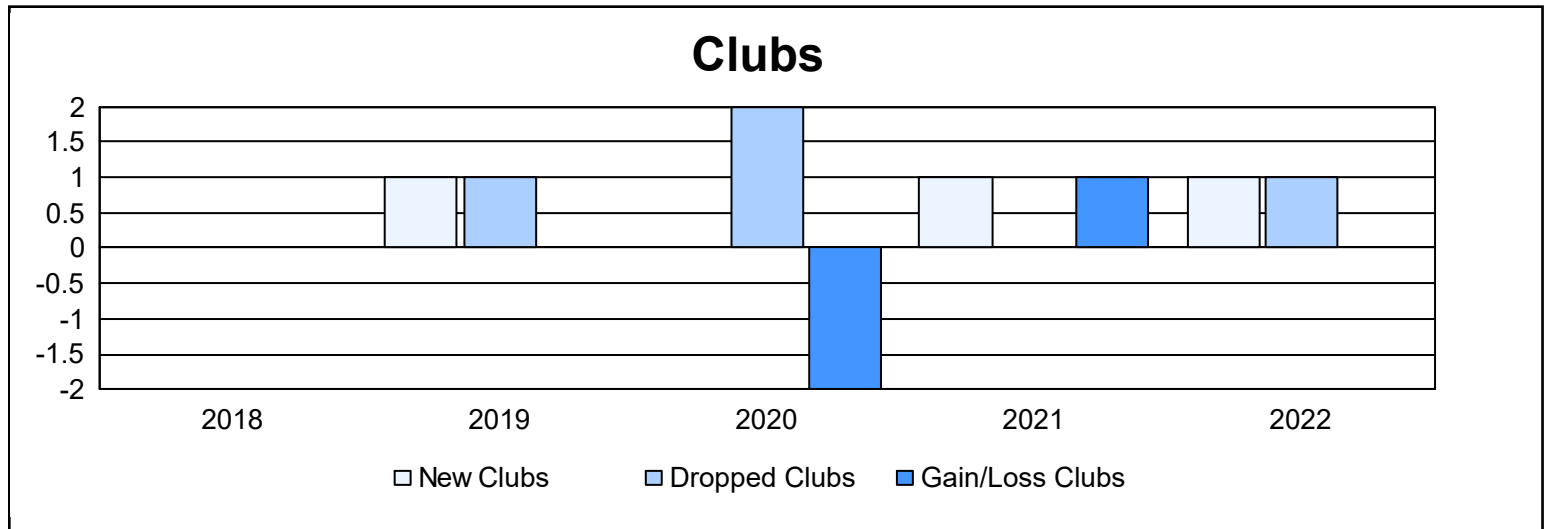
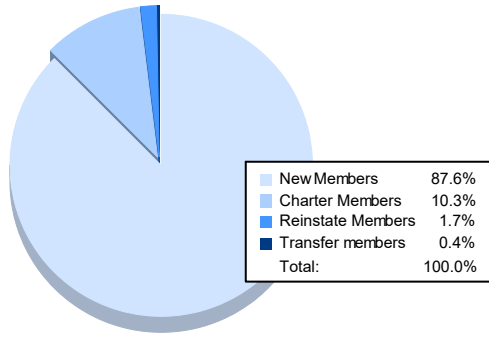


Year	New Clubs	Dropped Clubs	Gain/ Loss Clubs	New Members	Charter Members	Reinstate Members	Transfer Members	Total Member Added	Total Members Dropped	Gain/ Loss Members
2017-2018	0	0	0	816	0	42	1	859	399	460
2018-2019	1	1	0	268	25	4	1	298	546	-248
2019-2020	0	2	-2	213	2	5	3	223	688	-465
2020-2021	1	0	1	321	21	5	6	353	391	-38
2021-2022	1	1	0	212	25	4	1	242	406	-164
<b>Average</b>	<b>1</b>	<b>1</b>	<b>0</b>	<b>366</b>	<b>15</b>	<b>12</b>	<b>2</b>	<b>395</b>	<b>486</b>	<b>-91</b>



### Membership Composition June 2022 Cumulative



### Gender Composition June 2022 Cumulative

